



Compact Deodorant Sterilizer

**kila air**

Model: KA-F01/WT  
User Manual



Thank you for choosing **FUJICO** “kila air”  
Please use correctly and safely after reading this User Manual.  
Don't forget to read “Precautions for use” before use.

Sales agent : Shun Hing Technology Company Ltd.

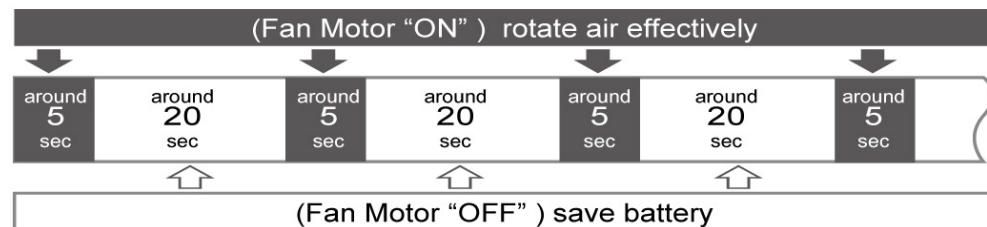
Product Hotline: 2313 0666

Website: <https://fujico.oa.hk/>

Made in Japan

## Characteristics

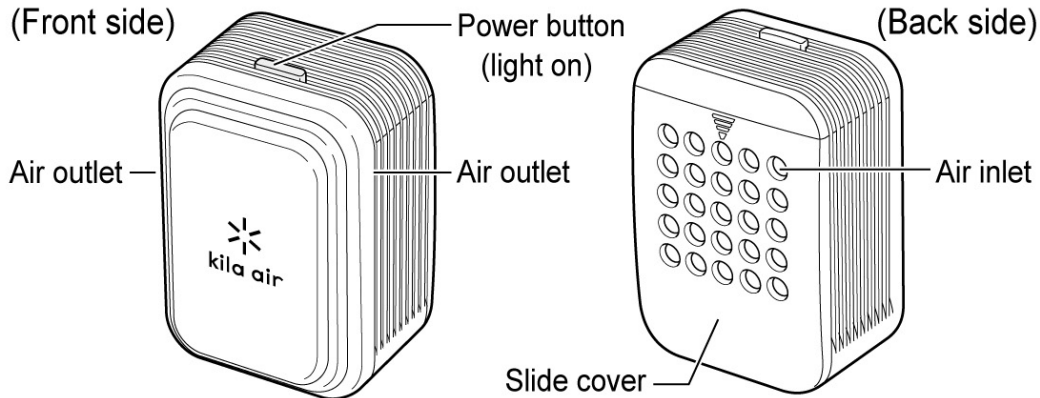
- Place of use  
Please use for shoes cabinet or closet at home or locker in the office etc, which are place to eliminate smell and bacteria. Effective area is around 200 liters. (which is around the size of shoes cabinet for 30 pairs of shoes or the size of large-scale locker.)
- Safety  
The device deodorize and sanitize the air which is taken into the body. This is safe for you because nothing releases from the unit.
- Ecology  
Fan Motor utilizes a battery effectively by repeating 5 seconds "ON" and 20 seconds "STOP" automatically.



## Specifications

Model name	kila air
Model number	KA-F01/WT
Dry cell	AA battery x 2 pcs
Dimension	W84mm × H124mm × D69mm
Weight	196g (excluding batteries and photocatalyst pellet)
Photocatalyst pellet	natural zeolite coated by photocatalyst and antibacterial metal

## Parts Identification



## Consumable

You can buy replacement photocatalyst pellet.



Model number : KA-PT01

Please ask sales agent.

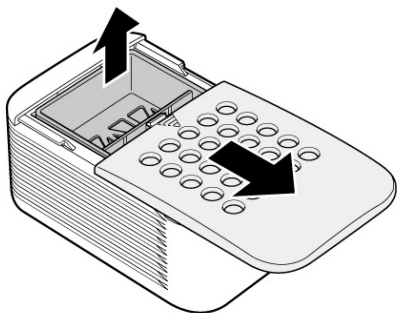
- User Manual
- Photocatalyst pellet inside

## Precautions for use

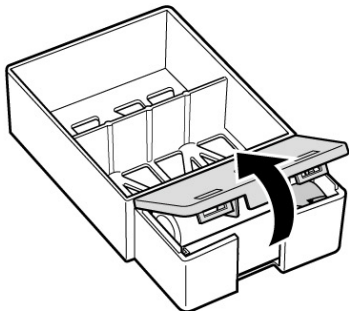
- The photocatalyst pellet is harmless to the human body, but please do not eat or leave it at a place accessible by infant for preventing eating it by mistake.
- If the light of power button turns off, please replace the battery. If you leave it for a long time, it might cause leakage of liquid inside the battery.
- Please make sure that nothing block up the air flow of the air inlet and air outlets. In that case, it will lose capability of deodorization. Besides, it might cause some kinds of trouble.
- When you put bags of photocatalyst pellet in a cartridge, please make sure that bags do not protrude from the cartridge backside. If the bags protrude enough to touch the motor fan, motor fan might not rotate.
- Do not drop it, do not hit it, do not give it a strong shock.
- Do not put it into water, do not wash it by water. When the main body becomes dirty, please clean it off with dry cloth.
- Avoid using the device in a humid places such as bathroom etc.
- Please use the device indoor and the temperature should be between 0 - 40 degrees Celsius. Avoid using and keeping the device in a car, because it may abnormal & overheat.
- The photocatalyst pellet has no problem even if it get wet in the rain. But, please expose and dry under sunlight for 1 day before using.
- Avoid dismantling, modifying or repairing the device. It may cause troubles.

## How to operate

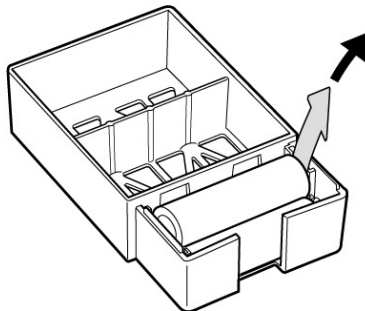
- ① Open the slide cover at back side of the main body and take out the cartridge.



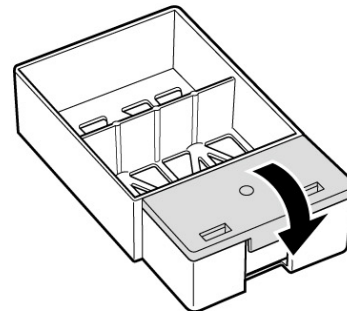
- ② Open the battery cover.



- ③ Pull up a red arrow-shaped film.



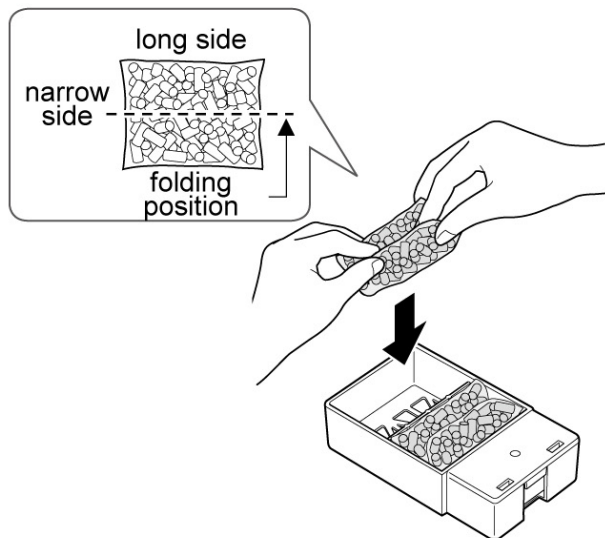
- ④ Close the battery cover.



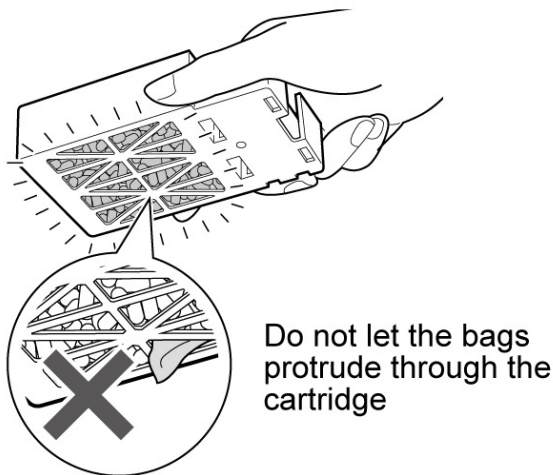
- ⑤ Tear the silvery bag and take out two bags of photocatalyst pellets.



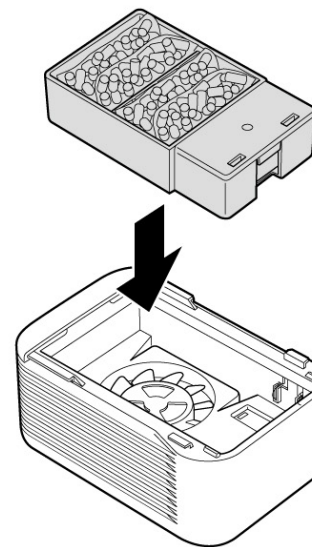
- ⑥ Fold the bag of photocatalyst pellet as shown below and put it into the cartridge.



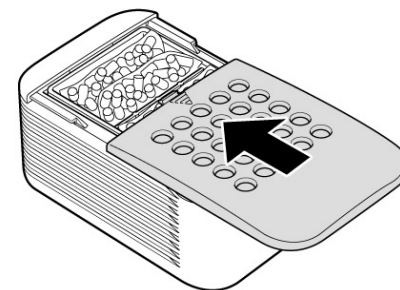
- ⑦ Make sure the bags not protrude from the cartridge's backside. (If the bags protrude enough to touch the motor fan, motor fan might not rotate & cause problem.)



- ⑧ Put the cartridge back into the main body.



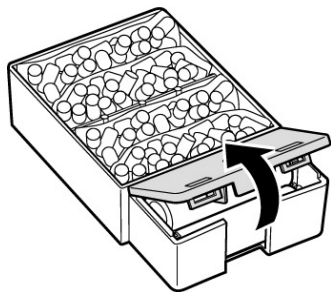
- ⑨ Close the slide cover and then press the power button to turn it on. (the light of power button will turn on.)



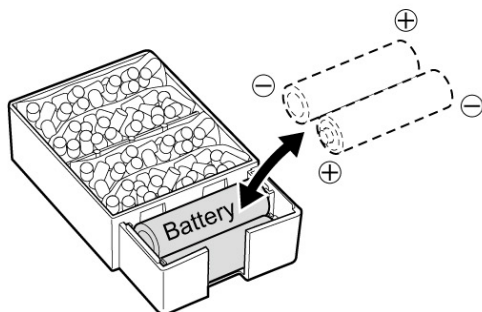
## Battery Replacement

Battery replacement timing is approximately every 2 months when using alkaline batteries. If the light of power button turns off, please replace new batteries. (Built-in batteries are only for trial use, the battery life may be shorter.)

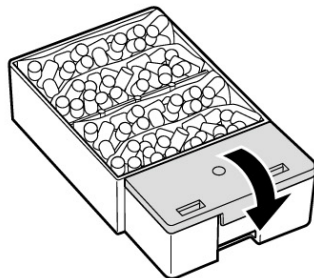
- ① If the light of power button turns off, open the battery cover.



- ② Follow the direction and replace the batteries.

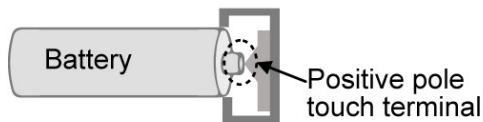


- ③ Close the battery cover.



### Notes:

Some large capacity batteries are lengthened so that positive pole (protrusion part) become shortened. When replacing new batteries, please make sure positive pole of battery can touch the terminal of device. Otherwise, it may not work.



Then, follow the procedure of ⑦ ~ ⑨ of "How to operate", and set the cartridge in the main body again.

## Photocatalyst pellet drying under the sunlight

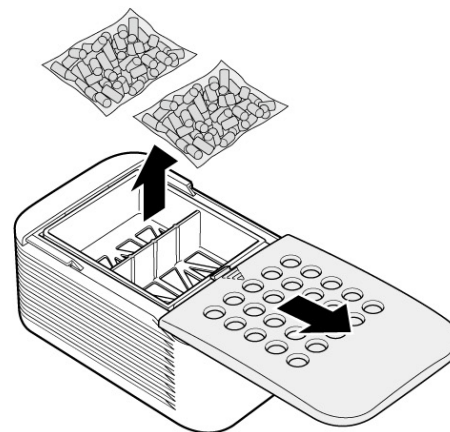
At the time of battery replacement, please expose the photocatalyst pellet bag under sunlight. Or do it when you feel the deodorant power become inefficient.

Deodorant power is restored if you expose it to direct sunlight for approximately 8 hours.

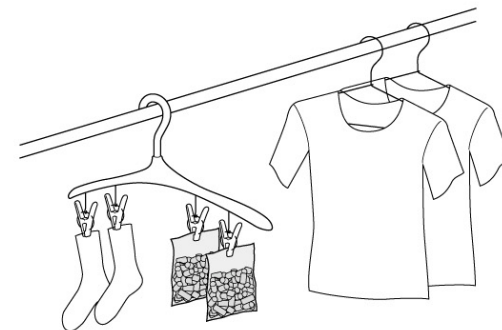
( In midsummer or the day of strong sunlight, the duration of exposing to the sunlight can be shorter, but in winter or rainy day, longer time will be recommended.)

※ The duration of the deodorization effect varies according to environment & absorption of sunlight.

- ① Open the slide cover and take out photocatalyst pellet bags.



- ② Expose them under sunlight with laundry all day long.  
(The deodorant power can also be restored if you can expose them to the direct sunlight even inside a room.)



Then, follow the procedure of ⑥ ~ ⑨ of "How to operate", and set the cartridge into the main body again.